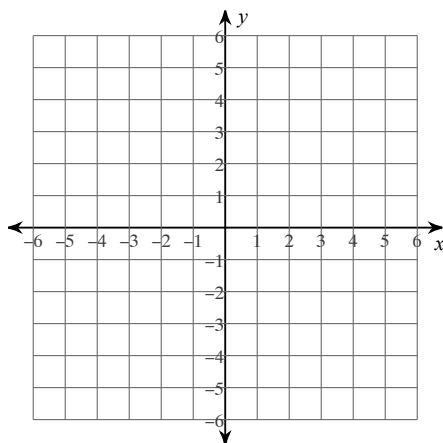


## Graphing Absolute Value Equations

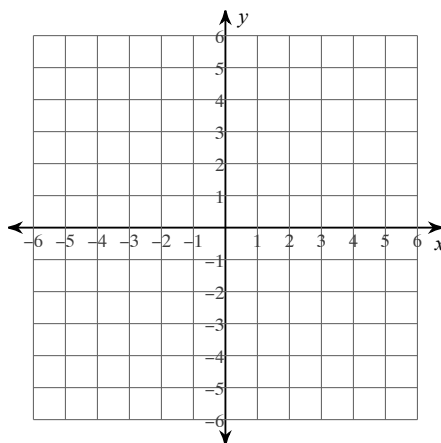
Date \_\_\_\_\_ Period \_\_\_\_\_

**Graph each equation.**

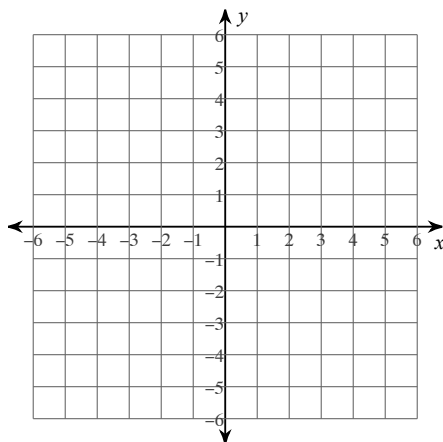
1)  $y = |x| + 3$



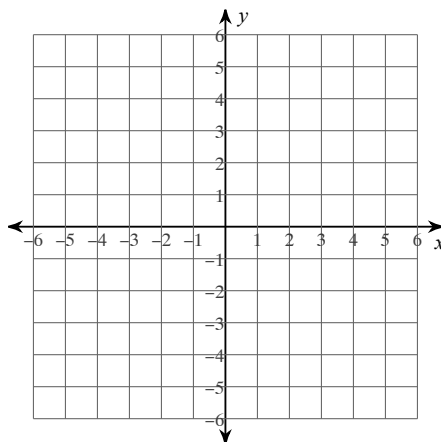
2)  $y = |x - 4|$



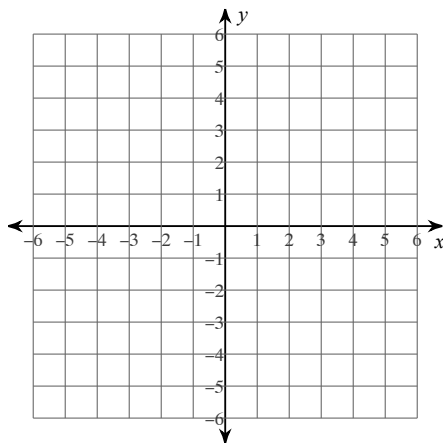
3)  $y = 3|2x - 4|$



4)  $y = -3|3x| + 1$



5)  $y = -|3x + 4| + 3$



6)  $y = |2x + 1| + 4$

